

ARTICLE

Received 18 Oct 2015 | Accepted 15 Jan 2016 | Published 25 Feb 2016

DOI: 10.1038/ncomms10735

OPEN

Signatures of the Adler–Bell–Jackiw chiral anomaly in a Weyl fermion semimetal

Cheng-Long Zhang^{1,*}, Su-Yang Xu^{2,*}, Ilya Belopolski^{2,*}, Zhujun Yuan^{1,*}, Ziquan Lin³, Bingbing Tong¹, Guang Bian², Nasser Alidoust², Chi-Cheng Lee^{4,5}, Shin-Ming Huang^{4,5}, Tay-Rong Chang^{2,6}, Guoqing Chang^{4,5}, Chuang-Han Hsu^{4,5}, Horng-Tay Jeng^{6,7}, Madhab Neupane^{2,8,9}, Daniel S. Sanchez², Hao Zheng², Junfeng Wang³, Hsin Lin^{4,5}, Chi Zhang^{1,10}, Hai-Zhou Lu¹¹, Shun-Qing Shen¹², Titus Neupert¹³, M. Zahid Hasan² & Shuang Jia^{1,10}

Weyl semimetals provide the realization of Weyl fermions in solid-state physics. Among all the physical phenomena that are enabled by Weyl semimetals, the chiral anomaly is the most unusual one. Here, we report signatures of the chiral anomaly in the magneto-transport measurements on the first Weyl semimetal TaAs. We show negative magnetoresistance under parallel electric and magnetic fields, that is, unlike most metals whose resistivity increases under an external magnetic field, we observe that our high mobility TaAs samples become more conductive as a magnetic field is applied along the direction of the current for certain ranges of the field strength. We present systematically detailed data and careful analyses, which allow us to exclude other possible origins of the observed negative magnetoresistance. Our transport data, corroborated by photoemission measurements, first-principles calculations and theoretical analyses, collectively demonstrate signatures of the Weyl fermion chiral anomaly in the magneto-transport of TaAs.

¹International Center for Quantum Materials, School of Physics, Peking University, Beijing, China. ²Laboratory for Topological Quantum Matter and Spectroscopy (B7), Department of Physics, Princeton University, Princeton, New Jersey 08544, USA. ³Wuhan National High Magnetic Field Center, Huazhong University of Science and Technology, Wuhan 430074, China. ⁴Centre for Advanced 2D Materials and Graphene Research Centre, National University of Singapore, Singapore 117546, Singapore. ⁵Department of Physics, National University of Singapore, Singapore 117542, Singapore. ⁶Department of Physics, National Tsing Hua University, Hsinchu 30013, Taiwan. ⁷Institute of Physics, Academia Sinica, Taipei 11529, Taiwan. ⁸Condensed Matter and Magnet Science Group, Los Alamos National Laboratory, Los Alamos, New Mexico 87545, USA. ⁹Department of Physics, University of Central Florida, Orlando, Florida 32816, USA. ¹⁰Collaborative Innovation Center of Quantum Matter, Beijing 100871, China. ¹¹Department of Physics, South University of Science and Technology of China, Shenzhen, China. ¹²Department of Physics, The University of Hong Kong, Pokfulam Road, Hong Kong, China. ¹³Princeton Center for Theoretical Science, Princeton University, Princeton, New Jersey 08544, USA. * These authors contributed equally to this work. Correspondence and requests for materials should be addressed to M.Z.H. (email: mzhhasan@princeton.edu) or to S.J. (email: gwjljshuang@pku.edu.cn).

The principles of physics rest crucially on symmetries and their associated conservation laws. Over the past century, physicists have repeatedly observed the violations of apparent conservation laws in particle physics, each time leading to new insights and a refinement of our understanding of nature. One of the most interesting phenomena of this type is the breaking of a conservation law of classical physics by quantum-mechanical effects, a so-called anomaly in quantum field theory¹. Perhaps the most primitive example is the so-called chiral anomaly associated with Weyl fermions^{2–6}. A Weyl fermion is a massless fermion that carries a definite chirality. Due to the chiral anomaly, the chiral charge of Weyl fermions is not conserved by the full quantum-mechanical theory. Historically, the chiral anomaly was crucial in understanding a number of important aspects of the standard model of particle physics. The most well-known case is the triangle anomaly associated with the decay of the neutral pion π^0 (refs 3,4). Despite having been discovered more than 40 years ago, it remained solely in the realm of high-energy physics.

Recently, there has been considerable progress in understanding the correspondence between high-energy and condensed matter physics, which has led to deeper knowledge of important topics in physics such as spontaneous symmetry breaking, phase transitions and renormalization. Such knowledge has, in turn, greatly helped physicists and materials scientists to better understand magnets, superconductors and other novel materials, leading to important practical device applications. Here, we present the signatures of the chiral anomaly in a low-energy condensed matter Weyl system. In order to measure the chiral anomaly in a solid-state system, one needs to find a perturbation that couples differently to the two Weyl fermions of opposite chiralities. This is most naturally realized in a Weyl semimetal, in which the two Weyl cones are separated in momentum space. Recent theoretical and experimental advances have shown that Weyl fermions can arise in the bulk of certain novel semimetals with nontrivial topology^{7–16}. A Weyl semimetal is a bulk crystal whose low-energy excitations satisfy the Weyl equation. Therefore, the conduction and valence bands touch at discrete points, the Weyl nodes, with a linear dispersion relation in all three momentum space directions moving away from the Weyl node. The nontrivial topological nature of a Weyl semimetal guarantees that Weyl fermions with opposite chiralities are separated in momentum space (Fig. 1a), and host a monopole and an antimonopole of Berry flux in momentum space, respectively (Fig. 1b). In this situation, parallel magnetic and electric fields can pump electrons between Weyl cones of opposite chirality that are separated in momentum space (Fig. 1a). This process violates the conservation of the the chiral charge, meaning that the number of particles of left and right chirality are not separately conserved^{5,17–26}, giving rise to an analogue of the chiral anomaly in a condensed matter system. Apart from this elegant analogy and correspondence between condensed matter and high-energy physics, the chiral anomaly also serves as a crucial transport signature for Weyl fermions in a Weyl semimetal phase. Furthermore, theoretical studies have recently suggested that it has potential applications²⁷.

In this paper, we perform magneto-transport experiments on the Weyl semimetal TaAs^{12–14,16}. We observe a negative longitudinal magnetoresistance (LMR) in the presence of parallel magnetic and electric fields, which is indicative of the chiral anomaly due to Weyl fermions. On the other hand, due to the complicated nature of the magnetoresistance^{28–38}, an unambiguous demonstration of the chiral anomaly remains lacking despite the volume of works reporting negative LMR^{39–44}. Our data and careful analyses, which go beyond a simple observation of a negative LMR, allow us to systematically exclude

other possible origins for the observed negative LMR. These data strongly support the chiral anomaly due to Weyl fermions in TaAs. Our studies demonstrate a low-energy platform where the fundamental physics of Weyl fermions and quantum anomalies can be studied in a piece of solid metal^{17–27}.

Results

ARPES band structure. We start by presenting the key aspects of the bulk band structure of TaAs both in theory and in experiment. According to our first-principles calculation^{13,14}, in total there are 24 bulk Weyl cones. We denote the 8 Weyl nodes that are located on the $k_z = \frac{2\pi}{c}$ as W1 and the other 16 nodes that are away from this plane as W2 (Fig. 1c). There is a 13 meV offset between the energies of the W1 and W2 Weyl nodes (Fig. 1e). The pockets that arise from the Weyl fermions are shown in blue in Fig. 1d. Apart from the Weyl cones, there are additional (non-Weyl) hole-like bands crossing the Fermi level shown by the red ring-shaped contours in Fig. 1d.

We independently study the bulk electronic structure via angle-resolved photoemission spectroscopy (ARPES). This is important because relying entirely on numerical band structure calculations is not conclusive. Particularly, numerical band calculations have little power in predicting the position of the chemical potential of real samples, which is crucial for transport experiments. Figure 1f shows an $E - k_{\parallel}$ dispersion map that cuts across the two nearby W2 Weyl cones. The dispersion map reveals two linearly dispersive bands. The k -space distance between the two crossing points is about 0.08 \AA^{-1} , consistent with the calculated results. More importantly, our ARPES measurement shows that the native chemical potential of the samples is very close to the energy of the W2 Weyl nodes. Our data also reveals the W1 Weyl cones. As shown in Fig. 1g, the energy of the W1 Weyl node is below that of the W2 Weyl node (Fig. 1f), which is consistent with band calculation results. Systematic ARPES data can be found in the Supplementary Fig. 1 and Supplementary Note 1. We also observe the trivial hole bands in ARPES. The essential observations are listed as follows. There are three types of bands at the Fermi level, the W1 and W2 Weyl nodes and a trivial hole-like band. The native chemical potential is close to the energy of the W2 Weyl nodes, which is 13 meV higher than that of the W1 Weyl nodes. Therefore, the W1 Weyl cones form electron-like pockets, the trivial hole-like bands form hole-like pockets, and the W2 Weyl cones have low-carrier concentration, which can be electron- or hole-like depending on the specific position of the native chemical potential with respect to the W2 Weyl node in each sample batch.

Quantum oscillation data. We have performed magneto-transport measurements on our TaAs samples, in order to probe the band structure at the Fermi level (Supplementary Fig. 2 and Supplementary Note 2). Our Hall data indeed reveal a coexistence of electron and hole carriers. We obtained critical band parameters, such as Fermi wavevector, Fermi velocity, chemical potential, carrier mobilities and so on, from the Shubnikov de Haas (SdH) oscillation data. All band parameters obtained from the SdH oscillations are consistent with first-principles calculation and ARPES results. Most importantly, this enables us to determine the position of the chemical potential with respect to the Weyl nodes, as shown in Fig. 2i. We name the samples by a letter (a or c) followed by a number (1–5). The letter ‘a’ or ‘c’ means that the electrical current is along the crystallographic a - or c -axes. The number ‘1–5’ refers to a sequence of the samples’ chemical potential with respect to the energy of the W2 Weyl node from below the node to above the node (Fig. 2i). We also provide the Fermi energy of the TaAs samples determined

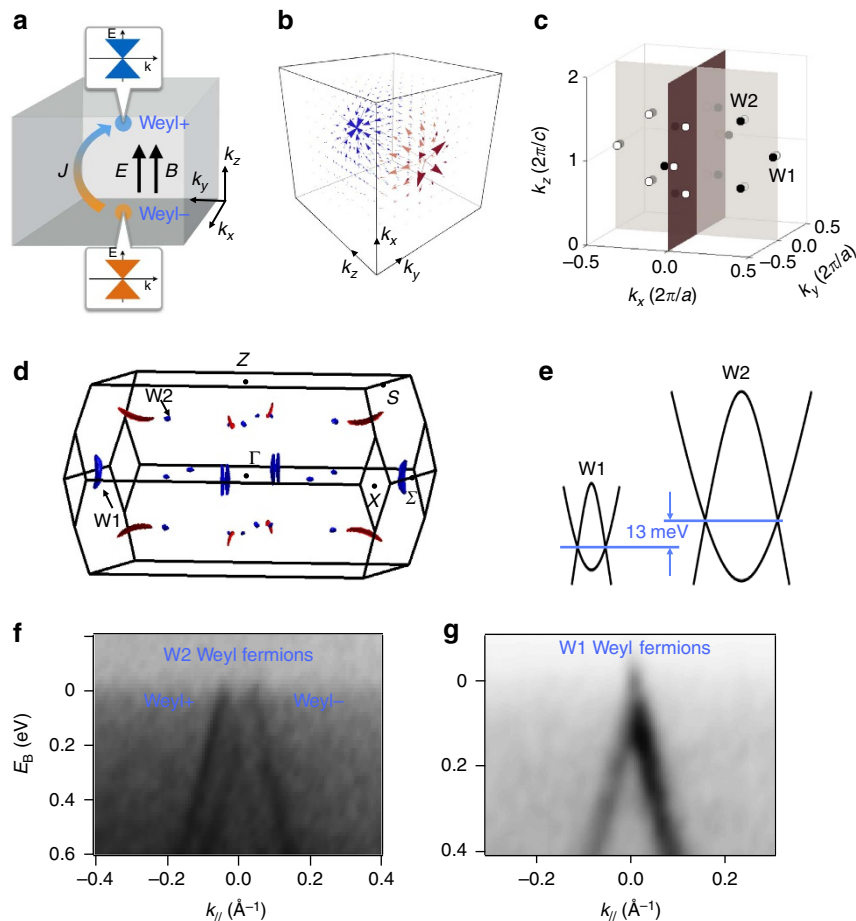


Figure 1 | Electronic band structure of the Weyl semimetal TaAs. (a) Schematics of the separation of the pairs of Weyl fermions in a Weyl semimetal with opposite chiralities in momentum space, which is a direct consequence of its nontrivial topological nature. (b) Distribution of the Berry curvature near two Weyl nodes in momentum space with the opposite chiralities. (c) The location of the Weyl nodes in the first Brillouin zone. (d) First-principles calculated constant energy contour of TaAs. The energy is set at about 5 meV above the energy of the W2 Weyl nodes. (e) Schematic energy dispersions of the W1 and the W2 Weyl cones. (f) ARPES measured energy dispersions of the W2 Weyl cones. (g) ARPES measured energy dispersions of the W1 Weyl cones.

by different approaches in Supplementary Note 3 and Supplementary Table 1.

Longitudinal magnetoresistance. We now present our LMR data, without a pre-biased assumption of their origin. Figure 2a–e show the LMR data of five different batches of samples. The LMR data show three main features as a function of the magnetic field, as schematically drawn in Fig. 2f. At very small fields close to $B=0$, we observe a sharp increase of the LMR. Following the sharp increase, the LMR is found to decrease in an intermediate B field range. This is the negative LMR. While further increasing the B field, the LMR starts to increase again. We note that because features I and II likely have independent origins, the LMR is not necessarily absolutely negative (we do, however, observe absolute negative LMR in samples c2 and c4). Hence, more precisely, we speak of negative LMR in this paper, if the resistivity decreases with an increasing B field. In addition to these general features, we observe other more sample-dependent features: for sample c4, our data show clear quantum oscillations at a quite wide B field range of $0.5\text{ T} \leq B \leq 8\text{ T}$. For other samples, the quantum oscillations are much weaker but they are still visible. For sample a5, the LMR increases monotonically as a function of the B field. No negative LMR is observed.

We study the systematic dependence of the LMR on different parameters, including temperature, the angle between the \mathbf{E} and \mathbf{B} fields, and the direction of the current with respect to the

crystallographic axis. The temperature-dependent data are shown in Fig. 3a for sample a1. Most notably, the negative LMR (feature II) shows a strong temperature dependence. At higher temperatures, for example, $T \geq 50\text{ K}$, the negative LMR vanishes. The dependence on the angle between the \mathbf{E} and \mathbf{B} fields are shown in Fig. 3b–e. Our data show that the negative MR exhibits a very strong angular dependence. It becomes quickly suppressed as one varies the direction of the magnetic \mathbf{B} field away from that of the electric \mathbf{E} field. The dependence on the direction of the current with respect to the crystallographic direction is presented in Fig. 2. The measurements were performed with current along the crystallographic a axis for samples a1, a3 and a5, and with current along the c axis for samples c2 and c4. In both cases, the negative LMR is observed except for sample a5, whose chemical potential is far away from the energy of the Weyl nodes (Fig. 2i).

Origins of the negative LMR. We now use these observations to understand the origin of the negative LMR. First, it is well-known that a negative LMR can arise in magnetic materials²⁸. This obviously does not apply to our non-magnetic TaAs samples. The second possible origin is more classical due to geometry or size effects of the samples, such as the current-jetting effect^{29,30}. These geometrical MR effects are also not consistent with our data, because they do not vanish quickly as one raises temperature³⁰, and furthermore we have carefully shaped our samples to exclude the geometrical effects (Supplementary Fig. 3 and Supplementary

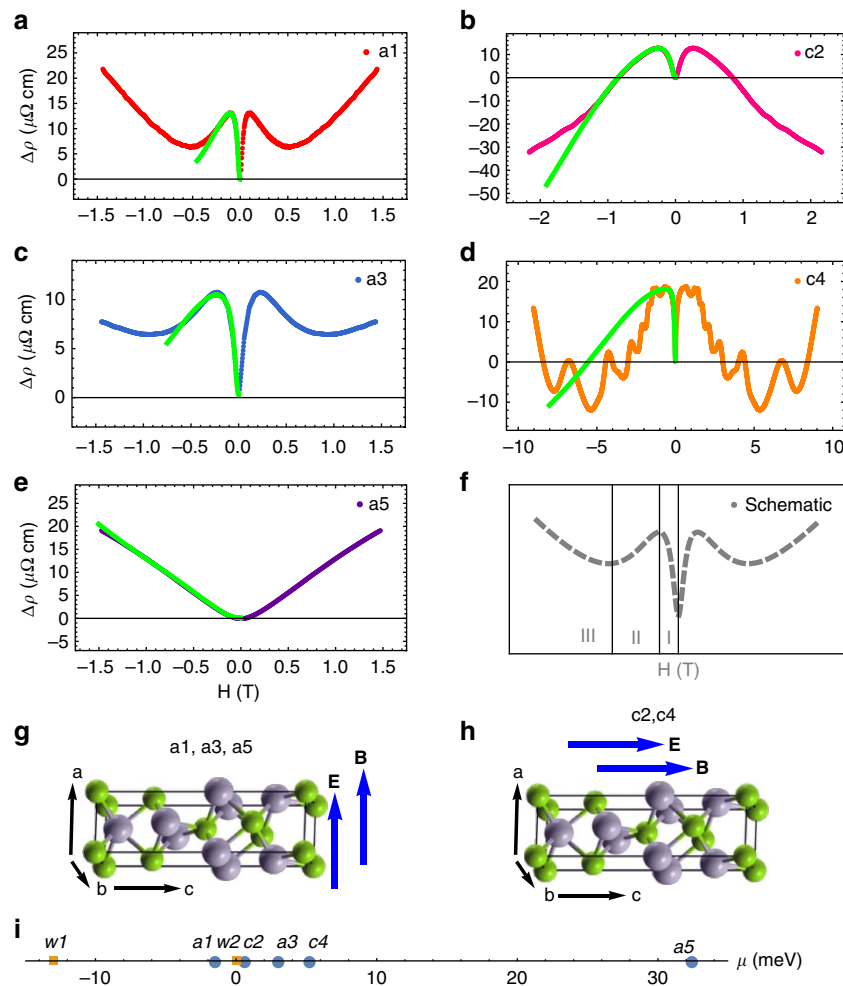


Figure 2 | Observation of negative longitudinal magneto-resistances. (a–e) LMR data at $T = 2$ K for samples a1, c2, a3, c4 and a5, respectively. The green curves are the fits to the LMR data in the semiclassical regime. The y axes of a–e are the change of the resistivity with respect to the zero-field resistivity, $\Delta\rho = \rho(B) - \rho(B=0)$. (h) A schematic drawing of the LMR data to show the three important features (I–III) observed in our data as a function of the magnetic field. (g) Measurement geometry for samples a1, a3 and a5. (h) Measurement geometry for samples c2 and c4. (f) A schematic illustration of the LMR data. The data consists of three sections as a function of the magnetic field, which are labeled as I–III. (i) Position of the samples' chemical potential with respect to the energy of the Weyl nodes obtained from SdH oscillation measurements.

Note 4). Third, we observe the negative LMR with current flowing both along the crystallographic a - and c -axes. We note that TaAs has a tetragonal lattice. Hence the a - and c -axes represent the largest anisotropy that the system could offer. The fact that the negative LMR is observed along both a - and c -axes proves that anisotropies in the system cannot explain our data³². Fourth, in the quantum limit, negative LMR can arise from the chiral, quasi one-dimensional character of the Landau levels that are formed by the band structure under magnetic fields. Essentially, it was predicted^{31,33} that a negative LMR can arise in any 3D metal irrespective of its band structure if the sample is in the ultra-quantum limit, which means that one has $\omega\tau \gg 1$ (ω is the cyclotron frequency and τ is the transport life time) and that the chemical potential only crosses the lowest Landau level (the Landau level index $N=0$, see Supplementary Fig. 4). This has been observed in doped semiconductor samples³⁵. We have carefully checked whether our negative LMR is due to this mechanism. Particularly, one needs to be careful about the trivial hole-like bands in TaAs, because if they were in the ultra-quantum limit then it would have been entirely possible that the observed negative LMR were due to these trivial bands, rather than due to Weyl fermions in our samples. We note that the negative LMR are observed at small magnetic fields (for example,

$0.1\text{ T} \leq B \leq 0.5\text{ T}$ for sample a1). We have checked the $\omega\tau$ and the Landau level index N of our samples quantitatively (Supplementary Table 2), and our results show that all samples are always in the semiclassical limit at the small magnetic fields where the negative LMR are observed. Therefore, our data are inconsistent with this origin^{31,33}. Fifth, a recent theoretical work has predicted a linear B -dependent magneto-conductivity in small fields⁴⁵. However, this is also inconsistent with our data because predicted linear B -dependent magneto-conductivity requires the system to lie in the ultra-quantum limit. That is, only the lowest Landau band crosses the Fermi level, which is clearly not the case for our systems under study. Finally, in the semiclassical limit, nonzero LMR can arise from finite Berry curvature, as follows from the semiclassical equations of motion. Having excluded all other possibilities, we are led to conclude that our observed negative LMR must have this origin. However, as suggested in ref. 36 in addition to nonzero Berry curvature, an approximately conserved chiral charge density with long relaxation time—as found in Dirac and Weyl semimetals—is required to yield a negative LMR. The observed negative LMR is most likely to be attributed to Weyl nodes, in accordance with the theoretical analysis of (refs 24,26 and 36). To confirm this picture independent of the assumption of effective low-energy Weyl

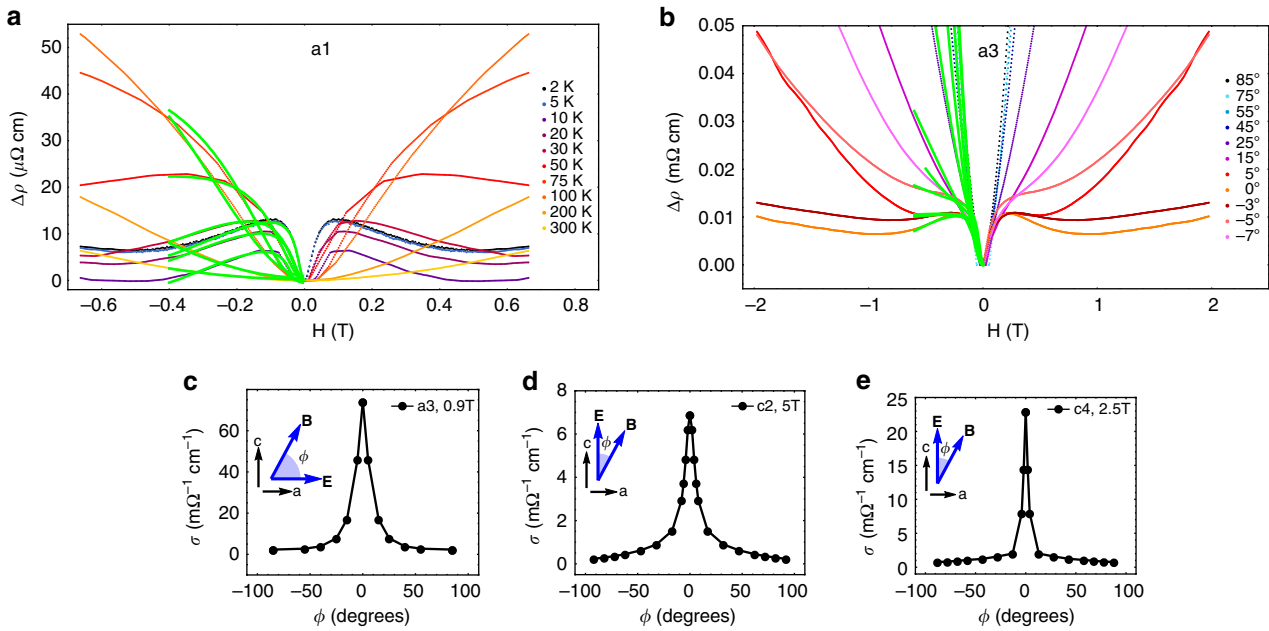


Figure 3 | Systematic dependence of the negative longitudinal magneto-resistances. (a) Temperature-dependent LMR data for sample a1. (b) Magneto-resistance data as a function of the angle between the \vec{E} and \vec{B} fields. The green curves of **a,b** are the fits to the LMR data in the semiclassical regime. The y axes are the change of the resistivity with respect to the zero-field resistivity, $\Delta\rho = \rho(B) - \rho(B=0)$. (c–e) The magneto-resistance as a function of the angle for samples c2, a3 and c4 at a fixed field.

Hamiltonians, we have studied the contribution of Berry curvature from each band carefully in a first-principles-derived model for TaAs (see Fig. 4c,d and Supplementary Fig. 5 and Supplementary Note 5). Our results show that in our TaAs system the Berry curvature almost entirely arises from the Weyl cones.

The chiral anomaly. With such a conclusion, we are entitled to fit our LMR data with a semiclassical magnetoconductance formula that includes the contribution from Weyl nodes due to their Berry curvature. Specifically, we use the following equation.

$$\sigma_{xx}(B) = 8C_W B^2 - C_{\text{WAL}} \left(\sqrt{B} \frac{B^2}{B^2 + B_c^2} + \gamma B^2 \frac{B_c^2}{B^2 + B_c^2} \right) + \sigma_0 \tag{1}$$

All coefficients are positive. The first term $\sigma^{\text{chiral}} = C_W B^2$ is due to the Weyl fermions and will lead to a B^2 -dependent negative LMR. This term was systematically studied by transport theories in refs 24,26. The chiral coefficient is $C_W = \frac{e^4 \tau_a}{4\pi^4 \hbar^4 g(E_F)}$ (refs 24,26), where $g(E_F)$ is the density of states at the Fermi level, τ_a is the axial charge relaxation time and the additional factor of 8 is because we have 8 pairs of W2 Weyl nodes. All remaining terms contribute to positive LMR in the semiclassical regime. The C_{WAL} term arises from the 3D weak anti-localization (WAL) effect of the Weyl cones, which accounts for the initial steep uprise of the LMR at small magnetic fields. The 3D WAL is known to have a $-B^2$ dependence near zero field and $-\sqrt{B}$ dependence at higher fields⁴⁶. So we include a critical field B_c that characterizes a crossover. For the four samples a1, c2, a3, c4, the increase of the LMR at small magnetic fields are 230, 5, 156 and 47% compared to the zero-field resistance. Particularly, the increase for samples a1 and a3 is larger than 100%, which is usually not expected from the WAL scenario. On the other hand, we do notice that the increase is quite sample dependent, and that a similarly large increase ($\sim 100\%$) of the magneto-resistance has also been

reported in a concurrent transport work on TaAs⁴⁰. In this work, we fit this initial uprise of the LMR by the WAL effect, but the anomalously large increase in samples a1, a3 and also in ref. 40 remains an theoretically open question that needs further investigation, which does not affect our main conclusion, that is, signatures of the chiral anomaly. Finally, the σ_0 term is the positive LMR that arises from the Drude conductivity of conventional charge carriers present in TaAs. In parallel fields, the Lorentz force is zero so the Drude conductivity is a constant. More systematic details regarding the fitting are presented in Supplementary Fig. 6 and Supplementary Note 6.

The fitting results are shown by the green curves in Figs 2a–e and 3a,b. It can be seen that the fitting works well for the small B field region which includes the negative LMR. This is reasonable because the fitting formula is derived in the semiclassical limit. The angle dependence of the chiral coefficient C_W is shown in Fig. 4b for sample a3, which demonstrates that C_W is only significant in the presence of parallel electric and magnetic fields. The sharp angular dependence is an open theoretical problem. More importantly, we study the chemical-potential dependence of the LMR data. Our fitting captures quantitatively the relative size of the low-field positive LMR and the higher-field negative LMR as a function of chemical potential. We plot this ratio as a dimensionless quantity in Fig. 4a. We find that despite the simple form of the fitting formula, the different measurement geometries for the different samples, the presence of large quantum oscillations in sample c4 and large differences in the absolute resistivities of different samples, the chiral anomaly ratio scales as $1/E_F^2$. It is remarkable that this fitting result matches the simplest theoretical model for a Weyl point, where the Berry curvature $\Omega \propto 1/E_F^2$. We emphasize that this provides powerful evidence that the negative LMR is due to the Weyl fermions. Note that the specific expression of the chiral coefficient, $C_W = \frac{e^4 \tau_a}{4\pi^4 \hbar^4 g(E_F)} \propto \frac{1}{E_F^2}$, is a result of the linear dispersion and the specific Berry curvature distribution of the Weyl cones (see Fig. 1b). Especially, at the energy of the W2 Weyl nodes, the trivial hole bands do not have

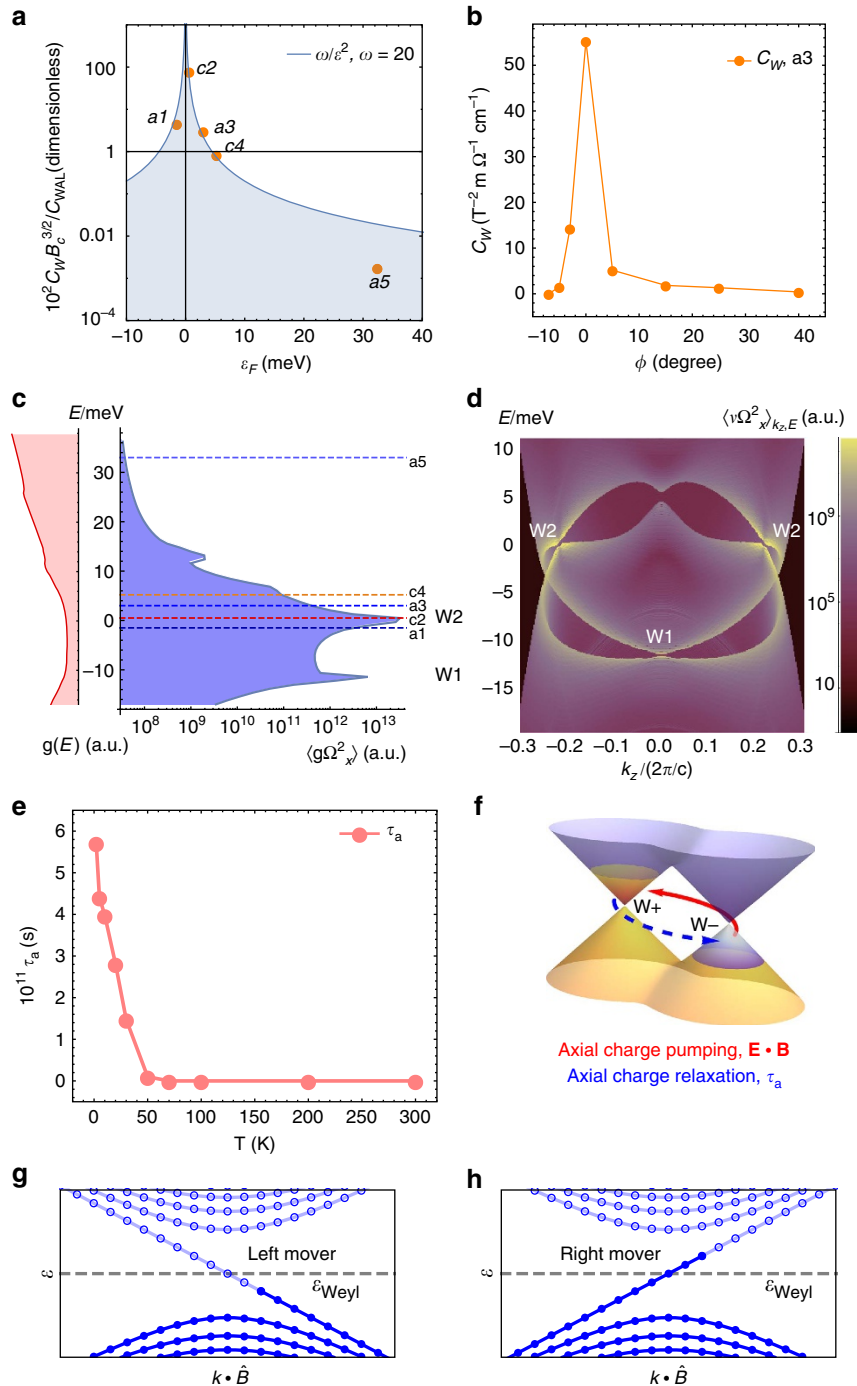


Figure 4 | Signatures of the chiral anomaly due to Berry curvature of the Weyl fermions. (a) Chemical potential E_F dependence of the chiral coefficient C_W . We expect the chiral coefficient C_W to decay as a function of $1/E_F^2$. (b) Angle (\mathbf{E} versus \mathbf{B}) dependence of the chiral coefficient C_W . (c) Density of states ($g(E)$) of the bulk electronic structure of TaAs shows a slow variation as a function of energy. The Berry curvature (Ω_x^2) increases markedly at the energy close to the Weyl nodes. (d) Distribution of the square of the Berry curvature as a function of k_z and energy E , evidencing that the Weyl points are the dominant source of Berry curvature. The plot is integrated with respect to k_x and k_y over the whole Brillouin zone. (e) Temperature dependence of the axial charge relaxation time τ_a for sample a1. (f) A cartoon illustrating the chiral anomaly based on our LMR data. The chiral anomaly leads to the axial charge pumping, $\mathbf{E} \cdot \mathbf{B}$. This causes a population imbalance difference between the Weyl cones with the opposite chiralities. The charge-pumping effect is balanced by the axial charge relaxation, characterized by the time scale τ_a (refs 24,26,36). Note that the axial charge relaxation time τ_a can be directly obtained from the observed negative LMR data through the chiral coefficient $C_W = \frac{e^6 \tau_a}{4\pi^6 \hbar^4 g(E_F)}$. We also note that this is a cartoon that assumes the Fermi level at zero B field is exactly at the Fermi level. (g,h) Landau energy spectra of the left- and right-handed Weyl fermions in the presence of parallel electric and magnetic fields.

any singularity. Thus if the negative LMR arose from the hole bands, then the chiral coefficient C_W would not have increased markedly as the chemical potential approaches the energy of the

W2 Weyl nodes (Fig. 4a). Therefore, the obtained $\frac{1}{E_F^2}$ dependence of the chiral coefficient (Fig. 4a) provides a unique demonstration that our negative LMR is due to the Weyl fermions, because the $\frac{1}{E_F^2}$

dependence reveals the details of the band dispersion and Berry curvature distribution of the Weyl cones, not just the fact that the bands have some nonzero Berry curvature. We use the above data and analyses to further exclude the possibility of negative LMR due to weak localization arising from the intervalley scattering. Our data is not due to the weak localization for the following reasons: First, weak localization does not have a strong E_F dependence, let alone the marked $\frac{1}{E_F}$ dependence observed in our data. Second, it has been theoretically shown that the magneto-conductivity without the chiral anomaly is always monotonic, even though the intervalley scattering can induce a negative LMR arising from the weak localization⁴⁶. This is not consistent with our data, which means that, without the chiral anomaly, only weak localization/anti-localization cannot explain our data.

Up to here, we have demonstrated that the negative LMR arises from the nonzero Berry curvature of the Weyl fermions in our TaAs samples. We now establish the connection between our data and the chiral anomaly, the non-conservation of the electron quasi-particle number of the Weyl cones with a given chirality. In a real Weyl semimetal sample, this can be understood by two crucial components, the axial charge-pumping effect and the axial charge relaxation, as schematically shown in Fig. 4f. The charge-pumping effect means that a nonzero $\mathbf{E} \cdot \mathbf{B}$ can pump charges from one Weyl cone to the other, leading to an imbalance of the quasi-particle number of the Weyl cones with the opposite chiralities. This effect is well-established to occur between Weyl nodes of different chiral charge^{24,26,36}, which are monopoles of Berry field strength in momentum space. We have directly shown the nontrivial Berry curvature monopoles associated with the Weyl fermions via our LMR transport data. The axial charge pumping creates an out-of-equilibrium quasi-particle distribution between the Weyl cones with opposite chiralities. To form a steady state, it is counteracted by the relaxation of the axial charge disproportionation through scattering between the Weyl nodes. The relaxation is characterized by a time scale, the axial charge relaxation time τ_a . From our negative LMR data, we directly obtain the axial charge relaxation time τ_a (Fig. 4e). The nonzero axial charge relaxation time τ_a not only directly demonstrates the axial charge relaxation, but also confirms the existence of the axial charge pumping because these two are directly coupled, which means that one cannot exist alone if the other is absent.

We can directly obtain the axial charge relaxation time τ_a , which serves as the critical physical quantity that characterizes the chiral anomaly, from the chiral coefficient C_W using the relationship $C_W = \frac{e^4 \tau_a}{4\pi^4 \hbar^4 g(E_F)}$ (refs 24,26). In Fig. 3a, we present fitting results as a function of temperature for sample s1. We use the fitting coefficients C_W to obtain the axial charge relaxation time as a function of temperature, presented in Fig. 4e. We find that the τ_a rapidly decays to zero with increasing temperature. This decay of τ_a corresponds to the decay of the negative LMR with increasing temperature in the raw data and is expected because scattering typically increases with temperature. We obtain an axial charge relaxation time $\tau_a = 5.96 \times 10^{-11}$ s for sample a1 at $T = 2$ K (Fig. 4e). Note that this τ_a is associated with the W2 Weyl cones because the Fermi level is very close to the W2 nodes. On the other hand, it is difficult to obtain the transport life time of the W2 Weyl cones because the density of states at the Fermi level is dominated by contributions from the W1 Weyl cones and the trivial hole bands (Fig. 1d). Therefore, we estimate the quasi-particle life time associated with the W2 Weyl cones via $\tau \approx \hbar/E_F = 7.04 \times 10^{-13}$ s for sample a1. We see that the axial charge relaxation time τ_a is much longer than the quasi-particle life time τ . The imbalance of population due to the axial charge pumping can be also estimated by the uncertainty principle $\Delta\mu = \hbar/\tau_a \approx 0.011$ meV. At $E_F = -1.5$ meV, the density of states

per W2 Weyl cone is $g(E_F) = 1.6 \times 10^{16}$ states/(eV cm⁻³). Therefore, we estimate the chiral charge, the non-conservation of the quasi-particle number of the Weyl cone with a given chirality, to be $\Delta\mu \times g(E_F) = 1.6 \times 10^{14}$. This directly characterizes the chiral anomaly in our Weyl semimetal TaAs sample.

Discussion

We emphasize the critical logical sequences that are key to our demonstration. Unlike previous studies, we do not assume that the negative LMR arises from the chiral anomaly^{40–44}. To demonstrate the chiral anomaly, it is critically important to consider all possible origins for a negative LMR and to discuss how one can distinguish each of the other origins from the chiral anomaly. We first excluded the geometry and spin(magnetic) effects. Then we show that our observed LMR is not in the quantum (large B field) limit, in which the Fermi energy crosses only the lowest Landau level. This is important because the LMR in the quantum (large B field) limit can be negative or positive depending on specific scenarios, such as the band dispersion and nature of the impurities^{31,33,34}. In fact, it is even theoretically shown that the Weyl cones that respect time-reversal symmetry can contribute a positive (not a negative) LMR in the quantum limit if the field dependence of the scattering time and Fermi velocity of the Landau bands is fully respected³⁴. Therefore, observing a negative LMR in the large-field quantum limit may not be a compelling signature of Weyl fermions. In the semiclassical (small B field) limit, after excluding the geometry and magnetic effects, one can avoid ambiguities in the physical interpretation since a negative LMR can only arise from a nonzero Berry curvature^{24,26,36,37}. In fact, it has been shown that the LMR from a band with zero Berry curvature will always be positive³⁷. However, we emphasize that, at a qualitative level, the negative LMR in the semiclassical limit is only a signature of the Berry curvature but it is not unique to Weyl fermions. In order to uniquely attribute the negative LMR to Weyl fermions, we discovered here that it is crucial to obtain comprehensive information about the band structure. Specifically, first we have shown that the Berry curvature in our TaAs is dominated by the Weyl cones. Second, the chiral coefficient has a $\frac{1}{E_F}$ dependence. These two pieces of evidence, together with the full systematics of the data sets uniquely presented here, provides strong signatures of the chiral anomaly of Weyl fermions.

Methods

Sample growth and electrical transport. High-quality single crystals of TaAs were grown by the standard chemical vapour transport method as described in ref. 47. TaAs crystals were structurally characterized by powder X-ray diffraction to confirm bulk quality, and to determine (001) crystal face. A small portion of the obtained samples were ground into fine powders for X-ray diffraction measurements on Rigaku MiniFlex 600 with Cu K_α (40 kV, 15 mA; $\lambda = 0.15405$ nm) at room temperature, and then refined by a Rietica Rietveld program. Magneto-transport measurements were performed using a Quantum Design Physical Property Measurement System. High-field electrical transport measurements were carried out using a pulsed magnet of 50 ms in Wuhan National High Magnetic Field Center. All the measurements were carried out from -9 to 9 T or -56 to 56 T.

Angle-resolved photoemission spectroscopy. The soft X-ray ARPES (SX-ARPES) measurements were performed at the ADDRESS Beamline at the Swiss Light Source in the Paul Scherrer Institut in Villigen, Switzerland using photon energies ranging from 300 to 1,000 eV (ref. 48). The sample was cooled down to 12 K to quench the electron-phonon interaction effects reducing the k -resolved spectral fraction. The energy and angle resolution was better than 80 meV and 0.07°, respectively. Vacuum ultraviolet ARPES measurements were performed at beamlines 4.0.3, 10.0.1 and 12.0.1 of the Advanced Light Source at the Lawrence Berkeley National Laboratory in Berkeley, California, USA, Beamline 5–4 of the Stanford Synchrotron Radiation Light source at the Stanford Linear Accelerator Center in Palo Alto, California, USA and Beamline I05 of the Diamond Light Source in Didcot, UK, with the photon energy ranging from 15 to 100 eV. The energy and momentum resolution was better than 30 meV and 1% of the surface Brillouin zone.

Theoretical calculations. First-principles calculations were performed by the OPENMX code within the framework of the generalized gradient approximation of density-functional theory⁴⁹. Experimental lattice parameters were used⁴⁷, and the details for the computations can be found in our previous work in ref. 13. A real-space tight-binding Hamiltonian was obtained by constructing symmetry-respecting Wannier functions for the As *p* and Ta *d* orbitals without performing the procedure for maximizing localization, similar for calculations done for topological insulators^{50,51}.

References

- Bertlmann, R. A. *Anomalies in Quantum Field Theory* (International Series of Monographs on Physics, 2011).
- Weyl, H. Elektron und gravitation. I. *Z. Phys.* **56**, 330–352 (1929).
- Adler, S. Axial-vector vertex in spinor electrodynamics. *Phys. Rev.* **177**, 2426–2438 (1969).
- Bell, J. S. & Jackiw, R. A PCAC puzzle: $\pi^0 \rightarrow \gamma\gamma$ in the σ -model. II. *Nuovo Cimento. A* **60**, 47–61 (1969).
- Nielsen, H. B. & Ninomiya, M. The Adler-Bell-Jackiw anomaly and Weyl fermions in a crystal. *Phys. Lett. B* **130**, 389–396 (1983).
- Volovik, G. E. *The Universe in a Helium Droplet* (Clarendon Press, 2003).
- Balents, L. Weyl electrons kiss. *Physics* **4**, 36 (2011).
- Wan, X. G., Turner, A. M., Vishwanath, A. & Savrasov, S. Y. Topological semimetal and fermi-arc surface states in the electronic structure of pyrochlore iridates. *Phys. Rev. B* **83**, 205101 (2011).
- Hasan, M. Z., Xu, S.-Y. & Neupane, M. in *Topological Insulators: Fundamentals and Perspectives*. (eds Ortmann, F., Roche, S. & Valenzuela, S. O.) (John Wiley & Sons, 2015).
- Turner, A. M. & Vishwanath, A. in *Topological Insulators*. (eds Franz, M. & Molenkamp, L.) (Elsevier, 2013).
- Murakami, S. Phase transition between the quantum spin Hall and insulator phases in 3D: emergence of a topological gapless phase. *New. J. Phys.* **9**, 356 (2007).
- Xu, S.-Y. *et al.* Discovery of a Weyl Fermion semimetal and topological Fermi arcs. *Science* **349**, 613–617 (2015).
- Huang, S. M. *et al.* A Weyl Fermion semimetal with surface Fermi arcs in the transition metal mononitride TaAs class. *Nat. Commun.* **6**, 7373 (2015).
- Weng, H. *et al.* Weyl semimetal phase in non-centrosymmetric transition metal monophosphides. *Phys. Rev. X* **5**, 011029 (2015).
- Lu, L. *et al.* Experimental observation of Weyl points. *Science* **349**, 622–624 (2015).
- Lv, B. Q. *et al.* Experimental discovery of Weyl semimetal TaAs. *Phys. Rev. X* **5**, 031013 (2015).
- Duval, C., Horvath, Z., Horvathy, P. A., Martina, L. & Stichel, P. C. Berry phase correction to electron density in solids and “exotic” dynamics. *Mod. Phys. Lett. B* **20**, 373 (2006).
- Fukushima, K., Kharzeev, D. E. & Warringa, H. J. Chiral magnetic effect. *Phys. Rev. D* **78**, 074033 (2008).
- Zyuzin, A. A. & Burkov, A. A. Topological response in Weyl semimetals and the chiral anomaly. *Phys. Rev. B* **86**, 115133 (2012).
- Aji, V. Adler-Bell-Jackiw anomaly in Weyl semimetals: application to pyrochlore iridates. *Phys. Rev. B* **85**, 241101 (2012).
- Zyuzin, A. A., Wu, S. & Burkov, A. A. Weyl semimetal with broken time reversal and inversion symmetries. *Phys. Rev. B* **85**, 165110 (2012).
- Grushin, A. G. Consequence of a condensed matter realization of Lorentz-violating QED in Weyl semi-metals. *Phys. Rev. D* **86**, 045001 (2012).
- Hosur, P. & Qi, X.-L. Recent developments in Weyl semimetals. *Comptes Rendus. Physique* **14**, 857–870 (2013).
- Son, D. T. & Spivak, B. Z. Chiral anomaly and classical negative magnetoresistance of Weyl metals. *Phys. Rev. B* **88**, 104412 (2013).
- Jho, Y.-S. & Kim, K.-S. Interplay between interaction and chiral anomaly: anisotropy in the electrical resistivity of interacting Weyl metals. *Phys. Rev. B* **87**, 205133 (2013).
- Burkov, A. A. Chiral anomaly and diffusive magnetotransport in Weyl metals. *Phys. Rev. Lett.* **113**, 247203 (2014).
- Parameswaran, S. A., Grover, T., Abanin, D. A., Pesin, D. A. & Vishwanath, A. Probing the chiral anomaly with nonlocal transport in three-dimensional topological semimetals. *Phys. Rev. X* **4**, 031035 (2014).
- Ritchie, L. *et al.* Magnetic, structural, and transport properties of the Heusler alloys Co₂MnSi and NiMnSb. *Phys. Rev. B* **68**, 104430 (2003).
- Pippard, A. B. *Magnetoresistance in Metals* (Cambridge University Press, 1989).
- Hu, J., Rosenbaum, T. F. & Betts, J. B. Current jets, disorder, and linear magnetoresistance in the silver chalcogenides. *Phys. Rev. Lett.* **95**, 186603 (2005).
- Argyres, P. N. & Adams, E. N. Longitudinal magnetoresistance in the quantum limit. *Phys. Rev.* **104**, 900–908 (1956).
- Kikugawa *et al.* Realization of the axial anomaly in a quasi-two-dimensional metal. Preprint at <http://arxiv.org/abs/1412.5168> (2014).
- Goswami, P., Pixley, J. H. & Das Sarma, S. Axial anomaly and longitudinal magnetoresistance of a generic three dimensional metal. *Phys. Rev. B* **92**, 075205 (2015).
- Lu, H.-Z., Zhang, S.-B. & Shen, S.-Q. High-field magnetoconductivity of topological semimetals with short-range potential. *Phys. Rev. B* **92**, 045203 (2015).
- Sugihara, K., Tokumoto, M., Yamanouchi, C. & Yoshihiro, K. Longitudinal magnetoresistance of n-InSb in the quantum limit. *J. Phys. Soc. Jpn* **41**, 109–115 (1976).
- Burkov, A. A. Negative longitudinal magnetoresistance in Dirac and Weyl metals. *Phys. Rev. B* **91**, 245157 (2015).
- Pal, H. K. & Maslov, D. L. Necessary and sufficient condition for longitudinal magnetoresistance. *Phys. Rev. B* **81**, 214438 (2010).
- Spivak, B. Z. & Andreev, A. V. Magneto-transport phenomena related to the chiral anomaly in Weyl semimetals. Preprint at <http://arxiv.org/abs/1510.01817> (2015).
- Kim, H.-J. *et al.* Dirac versus Weyl Fermions in topological insulators: Adler-Bell-Jackiw anomaly in transport phenomena. *Phys. Rev. Lett.* **111**, 246603 (2013).
- Huang, X. *et al.* Observation of the chiral anomaly induced negative magnetoresistance in 3D Weyl semi-metal TaAs. *Phys. Rev. X* **5**, 031023 (2015).
- Zhang, C. *et al.* Observation of the Adler-Bell-Jackiw chiral anomaly in a Weyl semimetal. Preprint at <http://arxiv.org/abs/1503.02630> (2015).
- Xiong, J. *et al.* Signature of the chiral anomaly in a Dirac semimetal: a current plume steered by a magnetic field. Preprint at <http://arxiv.org/abs/1503.08179> (2015).
- Zhang, C. *et al.* Detection of chiral anomaly and valley transport in Dirac semimetals. Preprint at <http://arxiv.org/abs/1504.07698> (2015).
- Shekhar, C. *et al.* Large and unsaturated negative magnetoresistance induced by the chiral anomaly in the Weyl semimetal TaP. Preprint at <http://arxiv.org/abs/1506.06577> (2015).
- Zhang, S.-B., Lu, H.-Z. & Shen, S.-Q. Chiral anomaly and linear magnetoconductivity in a topological Weyl semimetal. Preprint at <http://arxiv.org/abs/1509.02001> (2015).
- Lu, H.-Z. & Shen, S.-Q. Weak antilocalization and localization in disordered and interacting Weyl semimetals. *Phys. Rev. B* **92**, 035203 (2015).
- Murray, J. J. *et al.* Phase relationships and thermodynamics of refractory metal pnictides: the metal-rich tantalum arsenides. *J. Less Common Met.* **46**, 311–320 (1976).
- Strocov, V. N. *et al.* oft-X-ray ARPES facility at the ADDRESS beamline of the SLS: concepts, technical realisation and scientific applications. *J. Synchrotron Rad.* **21**, 32–44 (2014).
- Perdew, J. P., Burke, K. & Ernzerhof, M. Generalized gradient approximation made simple. *Phys. Rev. Lett.* **77**, 3865–3868 (1996).
- Hasan, M. Z. & Kane, C. L. Topological insulators. *Rev. Mod. Phys.* **82**, 3045–3067 (2010).
- Weng, H., Ozaki, T. & Terakura, K. Revisiting magnetic coupling in transition-metal-benzene complexes with maximally localized Wannier functions. *Phys. Rev. B* **79**, 235118 (2009).

Acknowledgements

M.Z.H., S.-Y.X. and I.B. thank I. Klebanov, A. Polyakov and H. Verlinde for theoretical discussions. T.N. thanks A.G. Grushin for discussions. S.J. thanks J. Xiong and F. Wang for valuable discussions, and C.-L.Z. and Z.Y. thank Y. Li and J. Feng for using instruments in their groups. The work at Princeton and Princeton-led synchrotron-based measurements were supported by Gordon and Betty Moore Foundation through Grant GBMF4547 (Hasan). S.J. was supported by the National Basic Research Program of China (Grant Nos. 2013CB921901 and 2014CB239302) and by the Opening Project of Wuhan National High Magnetic Field Center (Grant No. PHMFF2015001), Huazhong University of Science and Technology. C.Z. was supported by the National Science Foundation of China (Grant No. 11374020). H.-Z.L. acknowledges the Singapore National Research Foundation for the support under NRF Award No. NRF-NRFF2013-03. S.-Q.S. was supported by the Research Grant Council, University Grants Committee, Hong Kong under Grant No. 17303714. M.N. was supported by the start-up funds from University of Central Florida and Los Alamos National Laboratory Laboratory Directed Research & Development (LDRD) program. H.L. was supported by the Natural Science Foundation of China under Grant No. 11574127. We gratefully acknowledge J.D. Denlinger, S.K. Mo, A.V. Fedorov, M. Hashimoto, M. Hoesch, T. Kim and V.N. Strocov for their beamline assistance at the Advanced Light Source, the Stanford Synchrotron Radiation Lightsource, the Diamond Light Source and the Swiss Light Source. Visits to Princeton University by S.-M.H., G.C., T.-R.C. and H.L. were partially funded by the U.S. Department of Energy (DOE), Office of Science, Basic Energy Sciences (BES) under the funding number DE-FG-02-05ER46200.

Author contributions

C.-L.Z., performed the electrical transport experiments with help from Z.Y., Z.L., B.T., J.W., C.Z. and S.J.; S.-Y.X., I.B., G.B. conducted the ARPES experiments with assistance from N.A., M.N., D.S.S., H.Z. and M.Z.H.; C.-L.Z., Z.Y. and S.J. grew the single-crystal

samples; C.-C.L., S.-M.H., T.-R.C., G.C., C.-H.H., H.-T.J. and H.L. performed first-principles band structure calculations; H.-Z.L., S.-Q.S. and T.N. did theoretical analyses; H.-Z.L. and S.-Q.S. proposed the fitting formula for the weak anti-localization. I.B. performed the fitting to the magnetoresistance data. S.-Y.X., M.Z.H. and S.J. were responsible for the overall direction, planning and integration among different research units.

Additional information

Supplementary Information accompanies this paper at <http://www.nature.com/naturecommunications>

Competing financial interests: The authors declare no competing financial interests.

Reprints and permission information is available online at <http://npg.nature.com/reprintsandpermissions/>

How to cite this article: Zhang, C.-L. *et al.* Signatures of the Adler–Bell–Jackiw chiral anomaly in a Weyl fermion semimetal. *Nat. Commun.* 7:10735
doi: 10.1038/ncomms10735 (2016).



This work is licensed under a Creative Commons Attribution 4.0 International License. The images or other third party material in this article are included in the article's Creative Commons license, unless indicated otherwise in the credit line; if the material is not included under the Creative Commons license, users will need to obtain permission from the license holder to reproduce the material. To view a copy of this license, visit <http://creativecommons.org/licenses/by/4.0/>